

A.P.O. p. 110
(Western Region)

Quebec Terent - 1908 2c. p. 1
Straight edges - p. 125



MAPLE LEAVES

JOURNAL OF THE CANADIAN PHILATELIC SOCIETY OF G.T. BRITAIN

Vol. 5 No. 4

JULY, 1954

Whole No. 32

CONTENTS

Notes and Comments	105
1954 Convention Auction	108
Canadian Railway Postmarks (Parts V and VI) .	110
Canada—Booklets, Coils and Straight Edges .	125
The Canadian Philatelic Society (Incorporated) .	127
Canadian 2 cents Map Stamp of 1898 (Part II) .	128
Clippings from B.N.A. Magazines	133

British North-America



We possess one of the largest stocks in Europe
of the

PENCE ISSUES

of

Canada Newfoundland

New Brunswick & Nova Scotia

No collection of these countries is satisfying
without at least one page of these classic
imperforate stamps. We can supply copies
to suit the needs of most collectors. Prices
are graded according to condition.

Enquiries invited

FRANK GODDEN, LTD.
110-111 STRAND
LONDON, W.C.2

Telephone TEMPLE BAR 4711
Cables ALBUMS, LONDON

CANADA

1897 - - - 1950

We have a fine series of approval selections covering this period.
All stamps in fine condition at reasonable prices.
Send for one of these to fill in your blank spaces. You will be agreeably surprised.

References please from new customers.

NEWFOUNDLAND

Your want list of any stamps of this Colony will have our **best attention.**

We have a good stock of fine **used** copies of most issues as well as **MINT.**

All enquiries promptly attended to.

GEO. C. GINN & CO.

Stamp Dealers for 68 years.
115 MOORGATE, LONDON, E.C.2
Telephone: MONarch 6224.

MAKES A GOOD COLLECTION BETTER

Of course representative Flown Covers (selected through expert guidance and acquired at the right prices) are essential if you wish to add that little extra to your 20th century collection, to make a good display even better.

★

FRANCIS J. FIELD, LTD.
Publishers of "The Aero Field"
SUTTON COLDFIELD
ENGLAND

FOR YOUR Canadian Covers

THE CONCERTINA ALBUM

- The Permanent Album for the Student.
- Can be used Time after Time
- Excellent for Society Displays
- Holds 80 to 160 covers.

It adds greatly to the pleasure of the cover collector, who can accumulate his study, alter the order when he wishes, and thus keep any collection attractively arranged pending its permanent mounting in an orthodox album.

37/6 for one (post and packing 1/6)
£5/5- for three (post and packing 3/6).
£10 for six (post and packing 5/-)

★

ROBSON LOWE LTD.

50, Pall Mall, London, S.W.1.
Telephone: Trafalgar 4034

Agent in Canada:
ROBERT W. LYMAN,
P.O. Box 156, Adelaide St. Post Office,
TORONTO, ONTARIO.


YOU MAY KNOW

CANADA HOUSE in London, but do you know the **Canada House of the North?** It is in **MANCHESTER**, and you will find it much more interesting and profitable.



We possess an unrivalled stock of Canadian stamps from the famous Pence Issues to the latest Elizabethan issues.

Really exceptional, however, is our stock of Small Cents: Papers, Shades, Varieties, Re-entries, and Worn Plates are there in profusion.



EVEN MORE IMPORTANT!

We have just acquired a vast collection of Small Cents Cancellations, containing literally thousands of copies with Crowns, Leaves, Letters, Numbers, etc., etc. YES, the Bogey Head is also there!

ALL THESE STAMPS ARE TOO POPULAR TO REMAIN IN OUR STOCK FOR LONG, SO CALL ON US OR WRITE TO US QUICKLY, ADVISING US OF YOUR REQUIREMENTS

J. E. LEA

**446 Strand,
London, W.C.2**
COvent Garden 1944

**14 Exchange Street,
Manchester, 2**
BLAckfriars 2929

JOURNAL OF THE
CANADIAN PHILATELIC SOCIETY
OF GREAT BRITAIN

Edited by FREDERICK TOMLINSON, R.P.S.L.
 Coombe Leigh, Chestfield Road, Whitstable, Kent.

Published Quarterly and issued Free to Members Additional Copies 2/6 Post Free
Advertising Rates: Whole Page, £2 15s; Half Page, £1 10s;
Quarter Page, 17s 6d—each number.

Vol. 5 No. 4

JULY, 1954

Whole No. 32

Notes and Comments

June Days

Over the last few days the weather has been cold and wet. Grey leaden skies make the periods between the rain only a continual threat of what is coming in a few minutes. Downcast holiday-makers may be found in the shops and cafés of the town, but the beaches are almost deserted. Some friends who are coming today to borrow the van for a week will be met with sympathy and not with envy. The unseasonable weather, however, does not appear to be holding up Nature's progress in the garden. We have had roses for a couple of weeks now, are eating our own new potatoes and spring cabbage, and the tomato plants are flowering. Time must be found for staking and tying up! With a patience only acquired in middle age we wait for the change of weather which we know must come—sunshine so potent that eventually one has to take shelter indoors.

Easter and Whitsuntide

The ten days at Easter with the caravan on tow behind were a great success. Even stamps were put away to give a complete and thorough change of way of living. Only on the occasion when we stayed with George and Mrs. Manley did we talk philately, and then it was leavened with almost every other topic of discussion. We had kind invitations to call on members elsewhere, but became so obsessed with our rustication that we never got round to any of the others, for this we ask to be forgiven. The Whitsuntide break was spent very differently. The laying of a land drain and of a large area of concrete path which had "gone home" had been put off too long, and there was just enough time at Whitsuntide for this work. The physical tiredness from really heavy manual work was a pleasure not experienced for some time, but was still found to be the rich reward previously treasured.

Bright and Early

The thrushes and blackbirds nest each year with and around us, and signal the start of the day at any time after half past three. We have been blessed (?) this year with one of those exceptional songsters with a repertoire performance and penetration of song of unusually outstanding prominence. He sits right on the top of the fir at the bottom of the garden and literally "sings his head off." There is no further sleep for your Editor from the time this performance starts; we have to get up! Fortunately the other members of the family seem to be able to sleep through this piercing performance, and your Editor has the run of the place to himself for about three hours before the family has to be awakened with a cup of tea in the firmly established morning ritual (which we tried for so long to avoid). Whilst this period from between four and five o'clock until

seven or seven-thirty is sometimes put to reasonable use (these lines are being written at 5.20 a.m.), it is amazing how the time can be wasted. It is ideal for examining Map stamps—if anyone remembers to send me a few!

This Issue

At the time these notes are being typed we are not sure of precisely what will be included. There is a juggling act just before we go to press when the limits of space available have to be reconciled with the articles we wish to print, those we have to print, and those we ought to print. Some items will not keep, others have been put off previously, certain contributors must be humoured—what a job! We still hope you find something attractive in these pages. Leo Baresch has been hopping round the world for the last four months and apologises for the absence of his usual postmark article. The sequence will be resumed, he says, next issue. The final arrangements for Buxton and Convention are all here inside, and we hope all who can will go, and that a really happy time will be spent there.

The Next Issue

Instead of this coming out on the first day of October, we are proposing to delay this by about two weeks in order to be able to include a very brief report of Convention, of the Annual General Meeting, and to provide the revised list of Officers. This next number will also be the Year Book number and will contain the usual Year Book features of rules, regulations, list of groups and of members. We would like to include the reports of the officers as submitted to the Annual General Meeting, and will all such officers make a note to prepare and send to the Editor a copy of any such report.

Society Services

The suggestions made on page 66 of the April issue produced very poor response and no marked increase in the Editorial mail. It is doubtful if the few replies can be taken as a sample of what the members think as they only represent a dozen out of over 500! The concensus of such opinion as was expressed, however, may be useful—we thank all those who wrote—and can be quickly summarised. All want improvements in the Library service, an annual vote to the Librarian, but no carry forward of unspent monies, no lending charges save postage, binding of B.N.A. periodicals and Maple Leaves, the eventual abolition of the leaflet service in favour of forwarding the volume concerned. We have found no measure of support for the suggestion that we build up a society handbook by producing booklets on each specific issue; opinions are that this proposal is premature and beyond the resources of the Society. Increased frequency of publication of Maple Leaves was not unanimously supported, and the general attitude (of the 12 or so who expressed views) seems best summed up in one word: "Caution." A suggestion that we might expand slowly, say to six issues each year for a start, might be more readily adopted. Finally, Subscriptions. Only two members thought there was any future in raising them to pay for improved services. The popular thought was that we should lose a lot of members who have no real and strong interest in the Society, and that we should only expand our services as our existing means permit.

The Annual General Meeting

The Annual General Meeting of this Society, the Canadian Philatelic Society of Great Britain, will be held at the Palace Hotel, Buxton, on Wednesday, the 22nd September at 11 a.m. This is the one "domestic" meeting of the Society each year, the opportunity for members to regulate the affairs of the Society, which is essentially their own anyway. For the rest of the year, the officers who have been appointed to act for the Society have to come to decisions based on what they think is right, what they can learn from correspondents and group meetings and friends, and not on specific instructions or requests

made by the members in meeting assembled. So if you have anything to raise, drop a note to the Secretary if you can't be there and he will raise it for you.

The First Booklet

Those of us who collect the booklet panes of Canada will be interested in what happens to an example of one of the very first issued, and which is in Robson Lowe's Bournemouth Stamp Auction on the 9th July. Lot 158, it is described as "1898-1902 2c. the scarce booklet pane with part original gum. Cat. Scott \$125." The Auctioneer's valuation given in the catalogue is £10. There are some other attractive Canada and B.N.A., and you can get a catalogue from Bournemouth Stamp Auctions, Granville Chambers, Richmond Hill, Bournemouth, for 1/-. There is a photo of the booklet pane.

PRESIDENT'S MESSAGE

This will be my last opportunity of reminding all members that our eighth Annual Convention of the Society is to be held at the Palace Hotel, Buxton, from September 21st-24th, 1954, of which details of the programme and arrangements have been given in "Maple Leaves" in January and April 1954 issues. It rests with you to ensure the success of the event by supporting it, if at all possible.

Up to the time of writing these notes (late in May), it has been too early to get or expect much response, though many have given provisional intimation that they hope to be present, from Scotland and the South as well as from nearer home.

Whilst there may be cheaper smaller hotels available, it makes a great difference if all are under one roof, and the "Palace" does not need any recommendation of mine, as Congresses are their speciality, and there was one a week or so ago when I paid a visit.

Attractive brochures of the hotel have been sent to many members who have attended previous Conventions and are available to others from Mr. Macaskie on application.

It is proposed to have attractive souvenir envelopes at 3d each (2/6 dozen), and all members are invited to purchase some of these, particularly those who cannot attend the Convention and to whom this offers an opportunity to make a small contribution towards Convention expenses.

I should like as soon as possible after this issue of "Maple Leaves," for members who can support the Convention by attending, to make application for room reservations at the hotel, coach tour seats, hotel brochures, and souvenir envelopes to Mr. Macaskie, 23 Thornhill Avenue, Lindley, Huddersfield, Yorks.

As the coaches for the tours are an appreciable item in the expenses, we should like to know the estimated requirements early, so that we have time to make adjustments if necessary, with a view to trying to make this section pay its way.

A number of Study Circles of Canada and Newfoundland have been arranged, covering all issues, and members are asked to contribute to the interest and benefit of these meetings by bringing along items of interest from their collections and queries and problems for discussion and (we hope) solution.

I understand the Buxton Philatelic Society are having an exhibition during the period of the Convention, and this should add to the amenities.

The English Congress will be over by the time you read these notes, but I believe all our four delegates will be there and, with other members, doing their bit in the Canadian Study Circles.

I should like to remind you of the details previously given regarding the Convention Competitive Displays, which are in the hands of Mr. Macaskie.

Convention Auction

Though it has perhaps been too early to expect results, I feel it is important to repeat the request made in April "Maple Leaves," and at the same time ask you to act promptly. Many lots arrived too late last Convention to go in the catalogue, and possibly some too late altogether.

The details given in April were as follows:—"Members know we have to rely on stamp gifts, cash gifts and auction commission producing enough to meet Convention costs, other than the personal expenses of those attending. To get results we require good B.N.A. material with a sprinkling of other items, and we require it some considerable time before Convention. Early inclusion of lots secures inclusion in the catalogue, and the circulation of the catalogue overseas as well as at home. Material should be in my hands by the end of July. Catalogues will be prepared and issued in early August, and lots will be available for inspection at viewer's expense thereafter.

"Commission charged is 10% on the selling price and, provided your reserve figure, if any, is reasonable, no charge is made for unsold lots. The 1953 auction was very successful, and both buyers and sellers were satisfied. Vendors will receive marked catalogues without charge. A small remittance from others writing for catalogues will be appreciated.

"All enquiries to Mr. David Gardner, 20 Woodburn Avenue, Airdrie, Lanarkshire."

That is all I have to say, and the rest—well it all depends on you.
WM. C. HINDE.

NOMINATIONS

Members are reminded that their nominations for the Officers and Committee Members are invited, and in order to be considered at the Annual General Meeting must be in the hands of the Secretary by **21st August**.

Members are also reminded that nominations for the Fellowship of the Society, for consideration by the Fellowship Sub-Committee, must be made on the prescribed forms (obtainable from the Secretary), and must be submitted on or before the same date.

1954 CONVENTION AUCTION

We did "no sae badly" in our 1953 Convention Auction, and no doubt cheques for amounts from a few shillings to ninety pounds within two weeks of the sale were welcomed by the vendors. More important, as the accounts showed in the April number, the Auction profits saved dipping into a rather lean Convention Fund, and still more important, helped to maintain the subscription level at the absurdly low charge of 10/- per year, including your Journal.

Despite Jack Canuck's crack at me in the Convention Report, I had hoped to finish with the auctions last year, but the President has been the disillusioning influence for 1954. I would like this year's auction to be a really bumper one which will help to put the Convention Fund on a sound basis. Meantime the signs are good. As a present from Cyril Harmer there is an autographed copy of the new Newfoundland airmails book, of which he is joint author. This is a "Must Have It" for the collector of Newfoundland, and for the airmail fan. From Captain Hetherington I have a nice used copy of the 5d. North West Pacific Islands, a neat £1 worth, and from Mr. W. M. C. Willcock (No. 599) of Montreal, there is a nice block of four of the Quebec $\frac{1}{2}$ cent showing the major re-entry. Mr. Frank W. Staff has provided a pictorial record of the Rockies. Three out of the four of the first four lots received as gifts is a very promising start, but too high an average to continue. Before I can make progress, all of you have a job to do. Clean up your surplus material in B.N.A.,

including any of those nice duplicated items in your collection in which you personally have lost interest. If you are sending me a few lots, please earmark one, even a small one, as a gift lot; it will be welcomed just as much as the Postal Orders or Cheques which I hope to receive from non-contributors. To save my postages bill on catalogues, I would even welcome small supplies of $1\frac{1}{2}$ d. stamps, but you can save postages if you include those with a lot for the auction.

For a rough timetable and to insure that catalogues go far enough afield, let me have your stuff by the end of July. If received later it may not be in time for inclusion in the catalogue, and you as a member lose in those circumstances. The catalogues will be ready and will be posted to donors, vendors and last year's bidders about mid-August. If you are not one of those categories, drop me a note and, if in a thoughtful mood, enclose a block of four $1\frac{1}{2}$ d. stamps, and I will send you one by return. Lots will be available for inspection at the viewer's expense, but if you are in a hurry and want an early view, give me a note of the items in which you are interested and I will select suitable items to send you. To vendors I would say, avoid reserves if you can, but there is no objection to the owner's valuation, and let this be what you yourself would be prepared to pay for the lot. I do not throw away lots at absurdly low prices. If your valuation or reserve is reasonable, and the item remains unsold, you have only to return postage to pay, if you make your reserve too high and you do not sell, well you'll have to pay for it.

All enquiries to Mr. D. Gardner, 20 Woodburn Avenue, Airdrie, Lanarkshire, Scotland.

THE FOUNDER'S TROPHY

The above-mentioned trophy mooted three years ago is now a reality. It takes the form of a handsome shield, mounted on Canadian maple, mounted scrolls top and bottom, with the reproduction of a Beaver stamp in the centre.

The centre symbolises through the Beaver, Industry and Research, and, through the Sun, the Reward of Light.

A beautiful piece, it will enhance any sideboard.

It is the Founder's desire that it shall be awarded each year for the best subject, or paper, of Original or Intensive Research in any branch of British North American Philately.

There are many deep students in the Society who have started off on very good work and then "tailed off," leaving many "unfinished symphonies."

It is hoped to see much of this work finished and competing for the Trophy.

It is hoped we will see many entries for this very handsome shield.

RULES APPLYING TO ENTRIES AND AWARD OF THE FOUNDER'S TROPHY

1. The Trophy shall be awarded only to members of the Society. It will be held by the winner for one year.
2. The Trophy will be awarded for work considered, by the Judging Committee, to be the best subject of ORIGINAL or INTENSIVE RESEARCH in any branch of British North American Philately.
3. The Judging Committee will comprise the
President of the Society,
Immediate Past President,
and Fellows of the Society.

A quorum of this Committee shall be four or more, and the Committee's decision will be final.

4. Throughout these rules the word "Committee" shall mean the Judging Committee.

5. The Committee may withhold the Trophy in any year when they feel the intended standard of original or intensive research has not been reached.
6. The Committee may make the award in any year for outstanding research in previous years, providing the member concerned is still alive.
7. Any winner of the award will understand his subject of research will be made available for its initial publication in the Society's Journal, for the benefit of all members.
8. Nominations for the award, proposed and seconded, may be sent in through the Secretary, or brought up by the Committee themselves.
9. All nominations, and discussion in Committee, will be treated as strictly confidential.

CANADIAN RAILWAY POSTMARKS

Listed on a geographical basis

By P. R. GREY (607)

(Illustration blocks by kind permission of *Stamp Collecting*)

Some R.P.O. enthusiasts who have arranged their collections geographically, instead of alphabetically, have experienced difficulty in finding their way about their collections. An effective cure for this is to have a typed index at the beginning of each section, the index showing the main route headings serially numbered; the album sheets can then also be numbered for reference. Those readers who are using these Maple Leaves lists as a guide will find that the paragraph and sub-paragraph numbers and the route headings lend themselves conveniently to this scheme.

A useful method of mounting maps in a collection is to hinge each one to the top of an album leaf at the end of the appropriate section in such a way that it can be opened upwards into view while any page of that section is being worked upon.

Some readers have asked me how I deal with R.P.O. covers in my collection. I hesitate to give my views as it is very much a matter of personal taste, but I recently took the plunge and mounted my covers and photographs in with my main "on piece" collection; previously I had mounted my R.P.O. covers, in the same way as my other covers, on cards in card-index fashion. I have not regretted the step as it is more economical and I now have the "whole story" in one place; furthermore, I am now never faced with the frightful situation of deciding whether to cut up a cover to fill a gap in my "on piece" collection! However, not every album, or album leaf, is suitable for such mixed treatment, and the decision depends very much upon the individual and the circumstances.

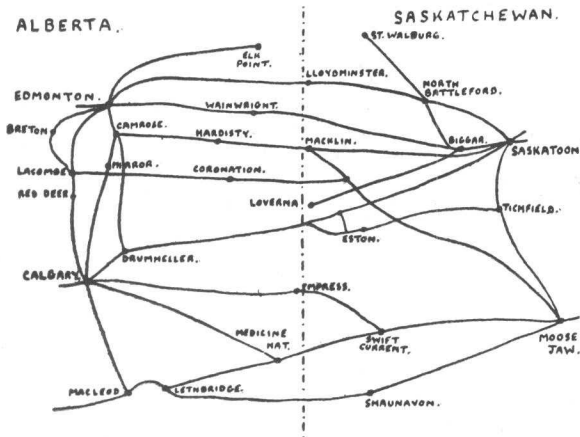
Parts V and VI cover the prairie provinces, and the R.P.O. runs fall conveniently into two sections.

The Canadian National transcontinental line runs from Winnipeg to Rivers, Saskatoon, Wainwright and Edmonton; the Canadian Pacific takes a more southerly route from Winnipeg through Brandon, Regina and Moose Jaw to Calgary.

The American line from St. Paul, Minnesota, crosses the border into Canada at North Portal, and continues as C.P.R. to Moose Jaw. The "St. Paul and Portal R.P.O." of the U.S. Postal Transportation Service thus links up with the Canadian "North Portal and Moose Jaw R.P.O."

The C.N.R. line from Hudson Bay Junction travels north to Churchill, which is the terminal port for the annual voyage of the Eastern Arctic Patrol.

- (f) REGINA, BULYEA, LANIGAN, GRONLID. (208 miles).
 Regina & Lanigan. W.117.
 Regina & Gronlid. W.116.
 Lanigan & Gronlid. W.66.
- (g) REGIN-COLONSAY. (134 miles).
 Regina & Colonsay. W.115.
- (h) RESTON-WOLSELEY. (122 miles).
 Reston & Wolseley (REST & WOL.) W.125.



PART VI
MOOSE JAW AND SASKATOON TO CALGARY AND EDMONTON

1. **C.N.R. TRANSCONTINENTAL LINE—SASKATOON, BIGGAR, WAINWRIGHT, EDMONTON. (330 miles)**
 Saskatoon & Edmonton. W.135B/C, 139.
 Saskatoon, Wainwright & Edmonton. W.146.
 *Humboldt & Edmonton. W.58.
2. **C.N.R.—NORTH BATTLEFORD, LLOYDMINSTER, EDMONTON. (350 miles)**
 Train Nos. 5 and 6
 North Battleford & Edmonton. W.99-100.
 Edmonton & North Battleford. W.40.
 Edmonton and Vegreville. W.47.
 (For C.P.R. Lloydminster-Edmonton, Trains 63, 64, see para. 8 (a))
3. **C.N.R.—SASKATOON, KINDERSLEY, MUNSON, DRUMHELLER, CALGARY. (400 miles)**
 Saskatoon & Calgary. W.136-137.
 Saskatoon & Drumheller. W.138.
 Drumheller & Saskatoon. W.35.
 Saskatoon & Munson. W.144.
 Saskatoon & Kindersley. W.142.
4. **C.N.R. BRANCH LINES.**
 - (a) **SASKATOON, ESTON, KINDSERSLEY. (198 miles).**
 Saskatoon & Kindersley. W.142A.
 Saskatoon & Eston. W.140.
 - (b) **NORTH BATTLEFORD-ST. WALBURG. (77 miles).**
 North Battleford & St. Walburg. W.100E.
 - (c) **BIGGAR-LOVERNA. (105 miles).**
 Biggar & Loverna. W.1.
 - (d) **ELK POINT AND BONNYVILLE, ST. PAUL, EDMONTON.**
 Elk Point & Edmonton. W.48.
 Bonnyville, St. Paul & Edmonton. W.4B.
 St. Paul & Edmonton. W.154B.
 St. Paul de Metis & Edmonton. W.133.

- (e) EDMONTON, CAMROSE, DRUMHELLER, CALGARY. ((278 miles).
 Calgary & Camrose. W.17.
 Munson & Camrose. W.92.
 *Calgary, Stettler & Vegreville. W.24A.
- (f) EDMONTON, CAMROSE, MIRROR, CALGARY. (232 miles).
 Calgary & Edmonton (Trains 13-14, 22-27). W.18, 20, 21, 24.
 (For trains 523-528 see C.P.R. para. 8 (f)).
 Calgary, Mirror & Edmonton. W.23C.
 Edmonton & Calgary. W. 36.
- 5. C.P.R. TRANSCONTINENTAL LINE—MOOSE JAW, SWIFT CURRENT, MEDICINE HAT, CALGARY. (433 miles)**
 (Continues to Vancouver)
- Moose Jaw & Calgary. W.85-87.
 Swift Current & Pasque. W.159.
 *Moose Jaw & Empress. W.88.
 *Swift Current & Empress. W.157-158.
- 6. C.P.R.—SASKATOON, MACKLIN, HARDISTY, EDMONTON. (368 miles)**
 Saskatoon, Hardisty & Edmonton. W.141.
 Hardisty & Wetaskiwin (HARD. & WET.) W.54-55.
- 7. C.P.R.—MEDICINE HAT, LETHBRIDGE, CRANBROOK, NELSON. (449 miles)**
 (Continues to Midway, Hope and Vancouver)
- Medicine Hat & Nelson. W.73-83.
 Medicine Hat & Cranbrook. ———
 Medicine Hat & Lethbridge. W.72C.
 *Lethbridge & Calgary. W.66A.
 *Macleod & Calgary. W.68.
- 8. C.P.R. BRANCH LINES.**
- (a) LLOYDMINSTER-EDMONTON. (177 miles).
 Train Nos. 63, 64
- Lloydminster & Edmonton. W.67.
- (b) MOOSE JAW, OUTLOOK, MACKLIN. (268 miles).
 Moose Jaw & Macklin. W.89.
 Moose Jaw & Outlook. W.90.
 Outlook & Macklin. (OUT. & MACK.) W.103.
 Macklin & Outlook. W.69.
- (c) CORONATION, STETTLER, LACOMBE. (107 miles).
 Coronation & Lacombe. (COR. & LAC.) W.32-33.
 Stettler & Lacombe. W.154.
- (d) LACOMBE, BRETON, EDMONTON. (132 miles).
 Lacombe, Breton & Edmonton. (L.B. & ED.) W.66B.
- (e) MOOSE JAW-SHAUNAVON. (183 miles).
 Moose Jaw & Shaunavon. W.91.
- (f) EDMONTON-CALGARY. (194 miles).
 via Red Deer. Train Nos. 523-528.
 Calgary & Edmonton. W.19-20, 22-23.

“BUXTON OR BUST”

Having now saved half the number of “baw-bees” required to convey myself, cat, dog and other paraphernalia to Buxton for our next Convention, I am now trying to calm an excited frame of anticipation of the good times usually to be had at our annual spree.

In my rounds I have found our worthy President, John Lee, J. P. Macaskie and others of the Northern Convention Committee working themselves up into a real lather in order to make our visit to Buxton a huge success.

Already a batch of Scots, always on the look-out for value for their money, as is found at our Conventions, have paved the way with good intentions, and we can look forward to seeing Os, Fraser, A. Spence, J. J. Bonar and Stevie, all leg weary and tired

having walked all the way.

David Gardner has already got a move on with the Auction, so send along what you have.

We look forward again to seeing Miller Allen of Irish Green, when we can convince him there is such a colour as Black Brown. Also we hope Leo Baresch will stay put in the “Old Country”, at least till after the Convention (with all London at his elbow to help him along).

Again we look forward to seeing J. C. with his henchman Searles, and all the Ker-tish men, pity our Editor bought that caravan! The committee assure me that they have had a special staircase built for D. L. Carn to sit on all night.

One of the pleasing things about the Glasgow Convention was the Invasion we

had from the members from the South Coast—let's see them all again.

The committee can be congratulated in their arrangement of the programme, Plenty of coach tours of interest, and Study circles which we hope will bring out many controversial points. Again it is a great pleasure to see H. C. V. Adams, R.D.P., appearing upon our programme. He is one of our early members, and has given much to philately, and we are privileged to be able to see his Nova Scotia collection.

We have just finished another season

among the Study Circles. Some of the Groups are very active, and there is no doubt keep interest at fever heat. On the other hand, unfortunately others are lying in a very dormant state. What is going to happen about them, the members in these districts are being let down?

Heard in the passing:

"A general collector is one who knows less and less about more and more. A specialist is one who knows more and more about less and less."

JACK CANUCK.

QUEBEC TRICENTENARY ISSUE OF 1908


NOTES ON THE $\frac{1}{2}$ c. VALUE

By ERNEST WHITLEY (543)

Previous notes which were published in the April '52 issue of *Maple Leaves* were written after examining a comparatively small number of copies of the stamp.

These notes are presented from the data gathered, after the close study of numerous copies, including large blocks, strips, and also two complete sheets, one kindly loaned by our Editor and the other by Mr. Millar Allen. My sincere thanks are tendered to both of them for the hours of pleasure I have had in browsing over their sheets. I wish also to record especial thanks to Mr. Allen for his help in checking varieties discovered, and also drawing attention to some which might have escaped notice.

It is hoped that what has been written may be considered as a start to the study of the 1908 Issue, and also, that it may arouse interest in this beautiful set of stamps. The fairly plentiful supply of (at least) the lower values, is in itself a strong recommendation to their study, the $\frac{1}{2}$ c., 1c. and 2c. can be purchased in quantity at prices which are not prohibitive to the average collector.



The fact that the Guide Dots (which are to be found in between, or on, the background lines at the top centre of the stamp) would probably provide a key to plating, has long been known. The chart illustrated is an attempt to provide such a key. At a first glance, the chart appears rather complicated, but it will be found perfectly simple in use, provided that the position of the dot is written down as a number, by following the method stated. The greatest difficulty encountered in the preparation of the chart was the lateral positioning of the G.D.

in its relationship to the centre ornament, i.e., Right, Left or Central. The variations in these locations is very minute. The sizes and shapes were also found to vary, even for identical positions; for these reasons some little latitude must be allowed in locating the position. Blocks and strips are easily plated, some singles present difficulties, but the majority can be plated with confidence, as other constant features are present which give clues to their identity.

The top row of the sheet having no guide dots presents a problem, but as already said, other distinguishing features are present which enables their identity to be established; if in pair with the second row they will present little trouble.

The recurrence of certain guide dot number positions is an indication of the skill of the operator who laid down the plate. It will be noted position No. 343 occurs no less than fourteen times, the only variations of the dot being Right, Left or Central. From this it follows that a 343 position is not easy to plate unless in block or strip, or with other notable feature. Where the dot is noted as being long, this is to indicate that the shape of the dot is more like a minus sign rather than the conventional dot. Other forms have been seen, but are not specially mentioned, e.g. square. The idea of furnishing actual measurements for the lateral positioning of the dot was considered, but was abandoned due to the impossibility of making accurate measurements by ordinary methods, the markings on most rules being themselves wider than the dots. The methods adopted, whilst being far from perfect, are the best I have been able to arrive at, and indulgence is craved if it is found that some locations do not fit exactly. Hopes are entertained that an improved method may be evolved for this lateral positioning.

QUEBEC TRICENTENARY ISSUE OF 1908
LOCATION OF "GUIDE DOTS" ON 1/2c VALUE.

1	2	3	4	5	6	7	8	9	10
(11) 343 R	(12) 454 L	(13) 343 C	(14) VERY FAINT ON 3C	(15) LONG DOT 34C	(16) ON 3C	(17) 344 C	(18) ON 4C	(19) DOUBTFUL ON 4L	(20) LARGE DOT 344 L
(21) ON 3 L	(22) V. FAINT 232 L	(23) LONG DOT 343 L, AL. 343 L, 3	(24) 233 L	(25) 122 R	(26) 122 R	(27) 232 L	(28) 23 L	(29) 12 L	(30) DOUBTFUL ON 2 L
(31) 544 L	(32) 454 C	(33) 454 R	(34) 34 R	(35) 233 R	(36) 343 R	(37) 455 C	(38) ON 4 L	(39) 454 C	(40) ON 4 L
(41) 343 L	(42) 344 L	(43) 343 R	(44) RE. ENT. 233 L	(45) 233 C	(46) 343 C	(47) 343 C	(48) 344 R	(49) ON 3 C	(50) 454 C
(51) 232 C	(52) 122 R	(53) 233 C	(54) LARGE DOT ON 2 C	(55) 122 L	(56) TWIN DOTS 233 R 45C	(57) 233 R	(58) 344 L	(59) 343 C	(60) ON 3 C
(61) 34 L	(62) 233 C	(63) ON 2 C	(64) 343 C	(65) 232 C	(66) ON 3 L	(67) 12 R	(68) 122 R	(69) 12 C	(70) TWIN DOTS 233 R
(71) 23 R	(72) 344 R	(73) LARGE DOT 233 C	(74) 344 C	(75) 343 C	(76) 343 L	(77) 233 R	(78) 343 L DOT	(79) ON 3 R	(80) 233 L
(81) 454 R	(82) 344 C	(83) ON 3 C	(84) 34 C	(85) 343 R	(86) LARGE DOT 23 C	(87) ON 2 R	(88) 12 R	(89) 121 C	(90) ON 2 R
(91) 455 L	(92) ON 5 L	(93) 455 C	(94) 565 C	(95) LONG DOT 454 L	(96) 454 C	(97) ON 4 L	(98) 344 R	(99) ON 4 R	(100) LONG DOT 25 R

Stamps 1-10 have no Guide Dot.

The first two figures of the number under each stamp indicate the background lines between which the dot is located, counting the frame line as the first line.

If the dot is not touching a line—two figures only are given, but if the dot is touching a line, three figures are given, the last of these being the line which the dot is touching.

If the dot is on a line this is noted.

The letter following the numbers indicates the transverse position of the dot in relation to the related design of the background lines.

C=Central.

L=To Left of Centre.


R=To Right of Centre.

LIST OF POSITIONS OF GUIDE DOTS

<u>ON LINES</u>		<u>BETWEEN LINES</u>		<u>TOUCHING LINES</u>	
ON 2C	63 54	BET 3-4R	34.	121C	89
2R	87 90	• 3-4L	61.	122R	25 26 52 68.
• 2L	30.	• 3-4C	15.84	122L	55
• 3R	79	• 2-3R	71.70.100.	232C	22 51 65
• 3L	66 21	• 2-3L	28	232L	27
• 3C	14.16 60.83.49	• 2-3C	86 70.	235R	35 57 77 56
• 4R	99	• 1-2R	67 88	235L	24 44 80
• 4L	97 40.19.38	• 1-2L	29	233C	45. 53 62 73
• 4C	18	• 1-2C	69	343R	11 43 85 36
• 5L	92	• 4-5C	56	343L	41 23 76 78
				343C	13 64 75.46.47 59
				344R	48 72 98
				344L	20 31 42.58
				344C	17. 74 82.
				454R	33 81
				454L	12 95
				454C	32.39 96 50
				455L	91
				455C	37.95
				565C	94.

NOTE. TWIN DOTS ON 56 & 70

BOTH POSITIONS ARE
LISTED SEPARATELY.



344C

EXAMPLE. SHOWING POSITION
OF DOT ON 74

Only one plate of 100 subjects was made for this value. The stamps are arranged 10 x 10 with the imprint OTTAWA No. 1 in the upper margin only, the final A in Ottawa being in the centre of the sheet. Probably on first laying down the plate horizontal and vertical centre lines were ruled, small portions of the horizontal centre lines are visible in the upper margins of stamps 58 and 60. The vertical centre line had terminating dots, one in the upper margin under the

centre of the final A in Ottawa and one at the lower end between 95-96, opposite to the pendant ornament below the value tablet and about 1.75 mm. from the right vertical frame line of 95. A dot is also to be found in the right margin of the sheet about 12 mm. from the right frame of 60; the left side marginal dot has not been seen and may have been removed by the perforations. There is considerable variation in the widths of the gutters over the whole of the sheet in both horizontal and vertical directions. The frame dimensions being 34.00 mm. x 23.125 mm. and the centres of the dots 37.35 mm. x 26.3 mm., these figures were obtained from multiple measurements, giving theoretical gutters as, vertical 3.35 mm. and horizontal as 3.175 mm. Any variations from these sizes naturally agree with the respective positions of the guide dots. Stamp 59 has a top marginal dot which is in the same horizontal plane as the centre line mentioned over 58 and 60, and is mid-way between the DA of Canada.

Some of the varieties on these stamps are well known, No. 44 being the major fresh entry. Another minor fresh entry is found on No. 50, the only evidence we have so far seen being an extremely faint line through parts of E and N in Cent (not to be confused with the cent in Centenaire). No. 60 on one sheet has a short horizontal line through the second E in CentEnaire and is opposite to the lower stroke of the E. Another minor fresh entry has also been found on 58 shewing as a faint line through the lower part of CE in CENT and a line in the horizontal stroke of the T at its right side. (Note Cent).

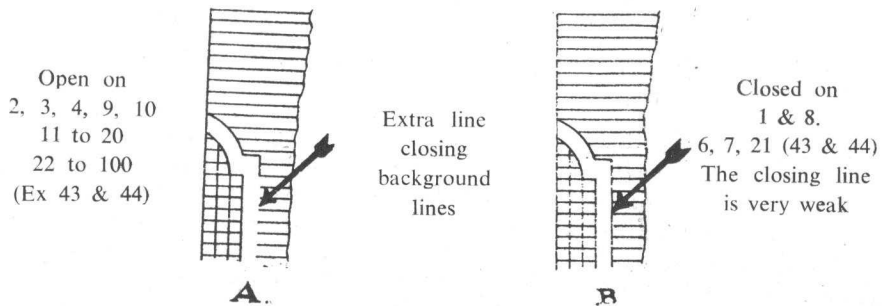
A constant dot appears in the lower half of C in CENT; no copy has been seen without this dot. Another dot which also appears to be constant is found on the fifth line from the top over and between the 0 and 8 of "1608." Difficulties with top-row singles have been somewhat lightened by receiving from Mr. Millar Allen a copy from the top row shewing a dotted G.L. between the upper background lines, this also being reported by Mr. H. H. Brown (No. 550). Apparently this line was ruled as for all the lower rows, but the intersections with the vertical G.L.s were not punched, at the dots were not required for rolling in. There is another G.L. in the bottom margin of the sheet. Traces of it are to be found beneath stamps 91, 92, 93, 94 and 96, this 1.75 mm. below the lower frame lines. There is also a bottom marginal dot for each stamp at the same spacing as the guide dots in the lower row, and as for all the remaining vertical spacings, this bottom row of dots was required for rolling in the first row of stamps, as the lower dot controls the position of the stamp above. The top row of the sheet Nos. 1 to 10 were all rolled in from the dots which were eventually in stamps 11 to 20, this being the explanation of the absence of dots in the top row of stamps.

The extreme fineness of the guide lines is possibly accounted for by the fact that once the intersections of the vertical and horizontal guide lines had been marked by the punch, both guide lines and punch burrs were burnished off the plate before any rolling-in commenced and that any visible guide line remaining is purely chance, the DOTS being the only guides which were required for rolling-in. The discovery of copies from the top row shewing the horizontal guide line replaces to some degree the absence of the dots. This helpful line is very difficult to find on some copies, and is not always to be found from identical positions. The line has been seen on (1), (3), (4), (5), (6), (7) and (8).

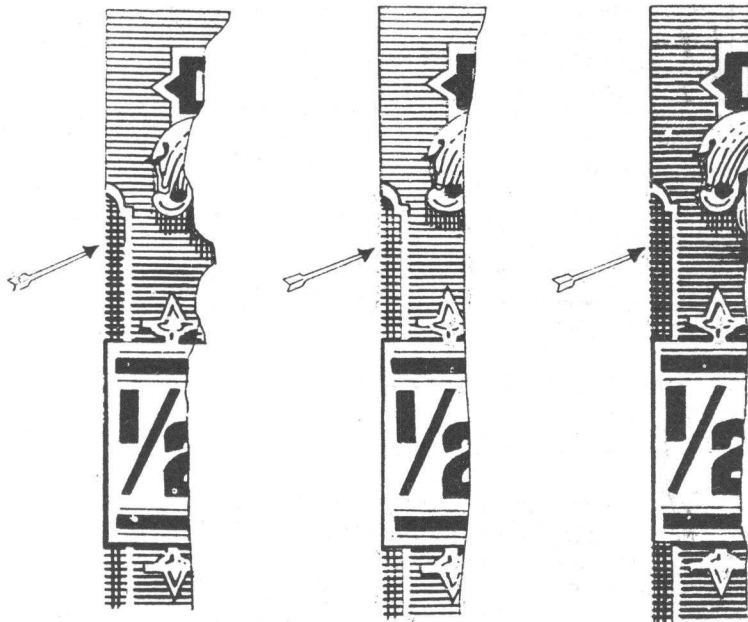
- Stamps
- (1) Very faint at U.R. side margin above background line three.
 - (3) Visible at U.R. side margin opposite line 3.
 - (4) " " U.L. " " " " 4.
 - (5) Very faint L. and R. sides in margins, on the L. side visible slightly, above the third line, at the R. side visible slightly below the third line.
 - (6) Very faint U.L. side margin, very slightly above line 3.
 - (7) Very faint at U.L. side between 2, 3 (using the numbering of the chart) with a trace in the margin and ending in the background lines over the 8 in "1608."

A careful examination of any "dotless" stamp is necessary, looking for these elusive lines.

The following varieties have been noted, some of these may be of a transient nature, as quite prominent features have been found upon checking not to be duplicated. For this reason some of these apparent varieties must be viewed with reservations as I have been unable to check them all. I shall be glad to have confirmation or otherwise of those which have been enumerated. There is considerable evidence of re-touching to both R. and L. vertical frame lines; this is very evident in the grille panel of ornamentation at each side above the value tablet. In some cases the background lines which form the gutter above the value tablet are open ended, and in others closed by a fine line.




The various re-touches to the vertical lines of the left grille may perhaps be best described by saying that the grille is made up from two, three or four lines.



LEFT FRAME VARIATIONS

In some cases there is a very faint line extending about half-way down the inside grille lines, commencing at the moulding, but not continuing so far as the tablet square.



C

2. Lines


30. 32. 33
63. 78.
79. 84.
85. 89.
92. 93.
100.



D

3. Lines

40. 62
64. 67. 68.
69. 74.
76. 77.
83. 86.
88. 94.
96. 97.

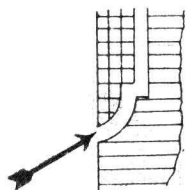


E

4. Lines

36 Heavy
37 Frame Thin
38. 39.
41.-50
61.-65
66. 70. V.Thin
71. 72. 73.
75. 80. 81.
82. 87. 90.
91. 95.

From the above it is obvious that the four-line state is due to a re-touch of the frame line. Some of the left vertical frame lines are so weak as to leave the gutters to the grille open below the value tablet; above the tablet the gutters are all closed but, as stated, some lines are so weak as to be almost non-existent.



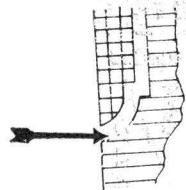
F

Open (or closed by an extremely faint line)

17, 25, 35, 63, 64, 84

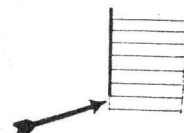
With very faint line. 67, 68, 77, 89, 100

In addition to the above the curved line of moulding forming the gutter at the bottom of the grille is almost absent on 17. (Fig. G.)



G

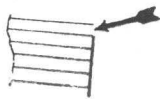
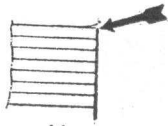
54 and 63 have both been seen with a break in the upper part of the left frame line; in the case of 54 the left frame was heavily re-touched, but the re-touching was not carried down to the bottom frame line. (Fig. H.) The left frame line is very weak, but may have been re-touched late. The list shewing the state of the vertical frame lines is positive for the stamps seen with weak vertical frame lines, and also for those with strong lines from re-touching, but some of those marked "N"



H

indicating normal may have this state from re-touching, the weak lines are obviously a greater help in plating.

The following are the details of some varieties which have been noted, and again it is emphasised that these may belong to those we have examined only:—

- (10) Elongated dot in lower margin under R of CENTENAI(R)E, also one copy seen with break in U.R.H. corner. (Fig. J.)
 (9) & (10) on sheet and possibly one or two other positions may be said to have this upper right corner complete. Re-touching to some of the right vertical frame lines may account for the diversity of positions with a closed corner, as we incline to the belief that the relief broke after the rolling in of (9) & (10), the defect shewing practically over the whole of the sheet.
- 
- (11) The left vertical frame line has been strengthened to beyond normal thickness.
- (12) See notes with (19).
- (16) (17) Frame lines absent over the whole of the left grille lines; in the case of (17) the gutter is open as mentioned before.
- (18) Left grille border very weak.
- (19) & (12) Both show evidence of an attempted re-touch upper right corner, but leaving the horizontal frame line as a spur (Fig K), the spur being more pronounced on (19) than (12). The guide dot on (12) has such a shift to the left (position 454L) that it cannot be mistaken for any other position on the sheet, even without the upper right corner aiding in its identity; a perforation on the corner can remove this latter help.
- 
- (33) Shews a marginal dot at right side opposite the 2 in $\frac{1}{2}$; this is at a distance of .5mm. from the vertical frame line.
- (36) Left frame heavily re-touched, but the re-touching stops before reaching the bottom frame line. Horizontal background lines are open-ended for six lines upwards, giving a bevelled look to the corner of the stamp. This appearance can be seen without a glass.
- (38) A dotted vertical line through the vertical leg of the R in CENTENAI(R)E, and also three shapeless dots in the margin below the same R.
- (42) Two shapeless dots in right margin opposite the bottom of the grille and the horizontal lines of the value tablet.
- (44) The well-known fresh entry with spurred lower frame line and line through Canada.
- (51) Break in upper portion of left frame line between seventh and eighth lines.
- (53) Right frame line very weak.
- (54) Break effect in left vertical frame at lower corner for two lines upwards due to a faulty re-touch.
- (56) Break in two upper background lines at left.
- (58) Very weak right frame line and top marginal line as earlier noted for both (58) and (60), and also the minor fresh entry in 58.
- (63) Lower left corner break as for (54) and also left marginal dot opposite to the third line of the lower grille ornament, below the value tablet. Also dots inside and outside of bottom frame under N in CE(N)TEN-AIRE.
- (65) Projecting right vertical frame line at lower right corner. This has been seen as a spur and also as a blurred line, due perhaps to an attempt to close the spur.
- (81) Break in bottom frame line under the E in IIIE, also a right side marginal dot opposite to the top of the tail of the 2. This is visible to the unaided eye.
- (86) Extended frame line at upper right corner.
- (92) Left frame line very weak, others with exceptionally weak left frame lines are (66), (78), (80), (83), (89), (90), (93), (98), (100).

- (94) Right frame break below lower grille. This is opposite to the upper part of the scroll over the C in QUEBEC. Also the lower gutter to the grille above is closed by only the faintest of lines.

DETAILS OF VERTICAL FRAME LINES

W = WEAK. S = STRONG. N = NORMAL

AG = ABOVE GRILLE. BG = BELOW GRILLE.

STAMP NO.	L.H. FRAME	R.H. FRAME	STAMP NO.	L.H. FRAME	R.H. FRAME	STAMP NO.	L.H. FRAME	R.H. FRAME	STAMP NO.	L.H. FRAME	R.H. FRAME
(8)	N	SAG	(37)	SAG	N	(60)	W.	S.	(79)	W.	N
(9)	N.	SAG	(38)	SBG NAG	N	(61)	S	S	(80)	WAG N.BG	N
(10)	N	SAG	(39)	S.	N	(62)	S	N	(83)	WAG N.BG	N
(11)	S	N.	(41)	S.	N.	(63)	VERY W A & B	NAG S.BG	(84)	W.	N
(16)	N.	N	(46)	SAG N.BG	WAG N.BG	(64)	W.BG SAG.	N	(85)	W	N.
(17)	VERY W	N.	(48)	S.BG	N	(65)	NAG S.BG	N.	(89)	W.	N
(30)	W.	N	(51)	WAG SBG	N.	(66)	WAG N.BG	N	(90)	WAG N.BG	N
(31)	S.	N	(53)	SAG N.BG	VERY W.	(67)	W	W.BG SAG	(92)	VERY W.	N
(32)	W	N	(54)	SAG SBG	N	(68)	W.	N	(93)	VERY W	N
(35)	W	W	(55)	S	N.	(71)	WAG N.BG.	WAG N.BG	(96)	W.	N.
(54)	WAG SBG	N	(56)	S	N.	(75)	N	W.	(98)	WAG N.BG	N
(55)	SAG W.BG	SAG N.BG	(58)	N	VERY W	(77)	W	W	(100)	W.	W
(56)	SAG N.BG & P	N	(59)	N	W	(78)	VERY W	W			

CANADA $\frac{1}{2}$ c. FOUR LEAF, 1897

By FRED JARRATT

(Reprinted from *The American Philatelist*, September, 1933)

This stamp, printed in black and grey-black (for later printings), appeared in November, 1897. The design is well balanced, showing a maple leaf in each of the corners, head of the widowed Queen surrounded by band reading at top "CANADA POSTAGE" and at bottom "HALF CENT." The outer frame line is quite thick, with a white space intervening between it and the fine horizontal lines which form the background.

The rate of one-half cent was for drop letters, unsealed, or for unsealed printed circulars.

No statistics are available to the author showing quantities printed.

No essays are known. A die proof exists, on India paper, or mounted on white cards size 5 x 7, with "Plate F 102" under the design, and under this again "American Bank Note Co., Ottawa." Plate proofs are known on India paper, and on cardboard, in color of issue.

The gum used was clear, evenly applied, and of yellowish tint. The paper used was of good quality medium wove.

While the stamp was commonly used in multiples for prepayment of all ordinary rates, few covers properly prepaid with the single $\frac{1}{2}$ c. stamp have survived.

Cancellations other than the usual town and date types of the period are seldom seen. The stamp was used in precancel form, appearing with Type G normal and double ; and Type H (Jarrett's B.N.A. Catalogue) normal, vertical and double vertical.

The perforation was Gauge 12. The stamp is known imperforate, being quite rare thus. Ample sheet margins occur outside the outer horizontal and vertical lines of perforations. There are no normal straight edges.

There was but one Plate, divided into Left and Right Panes of one hundred impressions each. "OTTAWA—No.—1" appears at top of each, centred over the fifth and sixth stamps.

The existence of stamps 5 and 6 from the Right Pane with top sheet margin, **without imprint**, indicates that the first printings were made before the "OTTAWA—No.—1" imprint was applied to the Plate.

The stamp is rich in re-entries. Credit for locating the plate position of the major re-entry is shared with R. W. T. Jones of England, and the other re-entries had previously been noted by the late Mrs. A. R. Clarke, Toronto, and W. A. Nicholson, Winnipeg. The following detailed list indicates the outstanding features of all re-entries:—

Left Pane

- The Major Re-entry. No. 69. Irregular line shows in lower half of white vertical border. A small vertical line outside the frame line opposite T of CENT, and evidence of doubling in TAGE and HAL as well as other letters.
- No. 1 Top left. Top right. P of POSTAGE, A of HALF, etc. Faint vertical line at bottom left outside frame line.
- 2 Top half of outer frame line at right doubled. Doubling at bottom right corner.
- 6 Lower leaves overlap, and additional horizontal line showing.
- 7 The same as 6, with irregular stroke of colour in white space opposite upper right leaf.
- 10 Leaves overlap slightly at bottom. Re-entry outside outer frame line at right centre.
- 11 Inside and outside top right corner, and inside corner at bottom left.
- 12 Top right and veins of leaf doubled.
- 16 Top right and bottom right, leaf and outer frame line.
- 19 Top right. Lower leaves.
- 21 Top right. Veins of lower right leaf.
- 22 Top right. Veins of leaf distinctly doubled.
- 28 Top right and bottom right.
- 30 Top right. Bottom right. Veins of both lower leaves.
- 31 Veins of upper leaves slightly doubled.
- 32 Top right corners. Veins of leaf distinctly doubled.
- 34 Top right corners. Veins of leaf top left. Leaf bottom right.
- 37 Veins of leaf top right slightly doubled.
- 41 Top right. Veins of leaf.
- 42 Top right. Veins of leaf.
- 48 Bottom. Veins of leaf and right leaves.
- 52 Top right. Veins of leaf.
- 58 Veins of left and right leaves.
- 62 Top left. Veins of leaf.
- 67 Stroke joins inner and outer frames opposite A of POSTAGE. Short horizontal line extends from bottom right corner.
- 74 Veins of bottom leaves slightly doubled.
- 91 Top left. Slight doubling.
- 92 Top left. Veins of leaf doubled. Bottom right, veins slightly doubled.
- 93 Bottom leaves. (Nos. 94, 96, 97, 98, 100 similar).

- 95 Top right. Short horizontal line extends. Bottom leaves show traces.
 99 Top right. Veins of leaves doubled. Lower leaves doubled. Irregular stroke of colour above leaf and to the left of H, lower corner of stamp.
 13, 14, 17, 18, 24, 25, 26, 29, 33. Top right.

Right Pane

- No. 79 The Major Re-entry. Doubling of outer frame at left, most pronounced at bottom. Under F C, bottom portions of leaves and all frame lines doubled across bottom. Lines of re-entry in C of CANADA, in T G and other letters.
- 1 Top right. Lower leaves.
 - 2 Bottom right, distinct line under leaf.
 - 3 Lower leaves and additional horizontal line.
 - 4 Upper left. Short tick of colour on top of frame line. Top horizontal lines run together above DA of CANADA. Smudgy dot in last A of CANADA. Ticks of colour between frame lines at bottom under F C and lower right corner.
 - 5 Diagonal stroke in white space at left of C of CANADA. Lower left leaf doubled at bottom. Line (plate scratch) extends lower right corner across margin and under left corner of No. 6.
 - 19 Lower right. Short line extends beyond corner horizontally.
 - 29 Lower right. Line 1 mm. long extends beyond corner horizontally.
 - 52 Upper right. Lower right. Leaf stem extended, and slight re-entry under leaf.

PUBLICATIONS REVIEWED

CANADA—Billig's Specialised Catalogues, Volume 7

This fifty page hand-book, similar in size of this Journal, is a new edition of the CANADA CATALOGUE OF CONSTANT PLATE VARIETIES, written and compiled by Hans Reiche and published by Fritz Billig, New York City.

It is a completely revised and very much enlarged edition of the popular booklet which appeared a few years ago. The author states that it is the only comprehensive listing of constant plate varieties on the stamps of Canada.

The book is very attractively produced and contains a good number of drawings and enlarged photographs to illustrate the varieties described. It would be better, of course, for even more of these illustrations, and the incorporation of them throughout

the text instead of mainly on plates at the end would help in reference work.

The greater bulk of the material relates to the stamps of the present century, in fact only the first two pages relate to the stamps of the reign of Queen Victoria, and the earliest stamps mentioned are those of the Jubilee issue of 1897.

Nevertheless, the work is one which will be regularly consulted by the specialist in the more modern issues, and it is undoubtedly real value for the price. Whilst we understand that supplies are being made available in this country through the trade, individual copies may be obtained by making application to one's bankers for a Canadian Draft for \$2 and sending this to Mr. Hans Reiche at 235, Cooper Street, Ottawa, Canada.

GROUP NEWS

We have now finished another season with the Study Groups, and it has been very gratifying to see the results. Some groups have been working hard all winter and many happy and instructive evenings have been had. There have, however, been a number of groups where no meetings have been held, though we have had notes to the effect that individual members would like to take part in them. We trust that Group Leaders will review their year and see if they are found wanting.

We trust they will pardon us being very blunt. If they cannot get their group in motion, we trust they will step down and let somebody else take over. To the members of the Groups, or if a group does not exist in their area, we would remind them that the General Committee do not interfere in local matters, but will give any assistance needed where possible. We would remind them to examine their Constitution Para. 4, and elect a Contact Member.

It is very satisfying to get reports of

elections and progress of very successful seasons from Aberdeen and North Scotland, Dundee and Central Scotland, Edinburgh and East Scotland, Glasgow and West Scotland, London and Home Counties, Newcastle (Tyne and Tees), West Kent and Sussex, and West Riding of Yorkshire, Lancashire and Cheshire.

Also two groups working well under difficult and scattered areas, namely East Anglia, and Hants, Dorset and Wilts.

To other groups not in this list we would be pleased to hear of progress.

The success of the Special Subject Study Groups needs no restating. There are now five such groups all circulating files on such varied subjects as The Admirals, Maritime Provinces, Postal History, Pre-cancels and Railway and T.P.Os.

Incidentally, the file for the Postal History Group will not be circulating during the summer months.

Let us hope the next few months will be spent preparing for next season's activities.

A. E. STEPHENSON.
Convener of Study Groups.

LONDON held its A.G.M. on the 3rd June, and appointed as officers: Members Greenhill, Clougher, Hutton and Cole as Chairman, Contact Member, Secretary and Treasurer respectively. The four Council Members appointed were Members George, Smith, Yorke and Lorna Cooke.

ABERDEEN held their final meeting of the season on 10th March, when exhibits were provided by local members Reid, Davidson, Fraser, Anderson and Shand. The meeting enjoyed a very full selection of the stamps of the Dominion—entries, air-covers, re-entries and postmarks, all were there to conclude a most successful season.

NOTTS AND DERBY were present, at

the kind invitation of the Derby Philatelic Society, when Mr. J. Lea (of Manchester) gave a display of Canada up to 1859 to the Derby Society. The largest audience he had so far drawn saw what we are assured was a really wonderful show by Mr. Lea. The Group held a meeting on the 13th March to discuss what it had seen, and is reported to have "nattered" about everything from shades of the 1859 10 cents to Geese Re-entries. The next meeting is tentatively fixed for 2nd October.

KENT AND SUSSEX are just starting when all the others are finishing! They are meeting at Eastbourne on Wednesday, the 30th June. The Friends' Meeting House, Wish Road, at 2 p.m., or the Braemar Restaurant, South Street, at 1 p.m., where luncheon tables will be reserved for all notifying Contact Member Carn that they are in need of sustenance and support. Member Thomas is to give a display (these are worth seeing).

Proposed Study Group for N.W. England

It is proposed that a Study Group shall be formed for the N.W. of England, comprising largely Lancashire and Cheshire.

A preliminary meeting has been arranged to consider and discuss the possibilities, on Saturday, July 17th, 1954, at 2.30 P.M. at the Estate Exchange (Chartered Auctioneers Institute), 46 Fountain Street, Manchester, 2. (Off Market Street and at the lower side of Lewis's Store).

Any members who find they cannot attend but would like to be associated with the 'New' Group, are asked to drop a line previous to the meeting to Mr. Wm. C. Hinde, 20 Southdown Crescent, Cheadle Hulme, Cheshire.

CANADA-BOOKLETS, COILS AND STRAIGHT EDGES

By E. C. POWELL

(Reprinted from *The Canadian Philatelist*)

ABOUT 30 years ago I found myself running into an impasse with my Canadian collection. I could not afford the early varieties that I did not already have, yet I wanted to continue collecting "Canada's." I decided to start a side line collection of "straight edges" and it is the group of stamps included in this collection that I am now describing.

At that time the stamps of Canada were printed into sheets which were afterwards cut into panes resulting in the stamps of two sides of each pane being without perforations, i.e., having a "straight edge." About 19 per cent of the Canadian stamps issued at that period by the Post Office had these straight edges. The four central stamps in each sheet of 400 would have 2 sides imperf, each one, of course, being

different to the other 3, and I arranged my specimens so that these particular ones were corners, and the other part perfs were used to fill in the square, thus a completed square would show stamps which had no perforation on the outer edge.

As I began to develop this collection, some of the low value stamps presented a different appearance to others of the same value, notably a much wider margin, and thus I became aware of the booklets and their varieties. This is a point worthy of special notice, because I have read articles in which it is claimed that sheet stamps can be faked by trimming to resemble booklet stamps whereas it is my opinion that the reverse is more accurate.

As the years went by, I found that not all the sheet stamps presented the same ap-

pearance as regards straight edges. In 1927, the Sixtieth Anniversary of Confederation was marked by a set (S.G. 266-270) $\ddagger\ddagger$ 266 can be found with straight edges all round. By this term I mean in all possible positions, including the central "corners." 267 and 268 had straight edges on the top and bottom only, thus there are none with two sides imperf. 269 is the same as 266, and 270 is top and bottom only. The Special Delivery, S 5 has straight edges only on the sides. 271, 272 and 273, are all round.

In 1929-30 changes occurred, and we find $\ddagger\ddagger$ 284, the 50c. "Bluenose" has no straight edge issue and also in a new format. A narrow gutter divides the panes, the stamps are all perforated and the division is made by cutting down the center of the gutter. 281, 282, 283, 285, are top and bottom straight edge only.

The year 1930 brought other changes, amongst them being a different outside margin on some of the low values, and 297 occurs with straight edges on sides only, the only stamp of this shape that comes that way.

The last straight edge sheet stamp is the Jacques Cartier, 332, and this one is straight edge on the sides only.

There has been a lot of confusion regarding these straight edges and Scott's used to claim they were not regularly issued. This inaccuracy did not help matters. Another hand book states that no commemoratives were issued in that condition. Actually, most of them were.

A Booklet appeared on June 11, 1900, the Q.V. Numeral, 2c Rose carmine. This came in panes of 6, 2 panes to a booklet. This was followed by a similar booklet for the 2c Edward, Rose Carmine.

I do not know when the change was made in printing methods, but it must have been close to this date, because panes for both the Victoria and Edward booklets are known "tete-beche" but none since.

Booklets have been known in more than one format; with the backs bound; later, stapled; and two recently appeared with sewing replacing the stapling, thus providing a smooth surface for use in vending machines.

One interesting feature in regard to booklet panes, is the changing collector attitude. First, no one wanted them, then, after they were given catalogue status some collectors wanted the marginal tabs intact, and now some of them want the outer tabs as well, the ones showing the stapling holes. This places the panes so appearing as being almost certain to be cancelled to order as in normal use no one would ever take these tabs out. It can only be done by taking the booklet apart.

I have read that you should not, under any circumstances, collect singles as they can be faked from sheet stamps. My own idea, as already expressed, is exactly the reverse, that is, that you can fake sheet stamps from the booklet stamps because in

so many cases the latter are slightly larger. I still collect singles.

The 1943 4c Carmine booklet has an interesting error. The Postage rates were increased but the booklets fly leaf was not corrected. Thus there are 3 booklets, one with the wrong fly leaf, another with the wrong postal rates struck out, and the corrected ones printed below, and the third with a fly leaf showing the correct rates.

The first coil stamps of which I have any knowledge were issued in November, 1912, and Sept., 1913, and they were Perf. either 12 or 8, horizontally or vertically. Perf. 12 were intended for use in vending machines and came in rolls of 1000, and those Perf. 8 or $8\frac{1}{2}$ were for use in stamp affixing machines. They came in rolls of 500.

There are some very interesting varieties amongst the coils, commencing with the Geo. V. 3c Brown, perf. 12, horizontally. Originally made for a Montreal firm, it was later found that they were intended for philatelic purposes, so Ottawa put supplies on sale through the Philatelic Bureau and ended that little scheme.

Caution must be exercised in collecting coil stamps because it is possible to trim portions of booklet panes to resemble strips of coil stamps. I have some strips of three of this nature. This does not apply to all coil stamps and is not a great danger once you learn the various varieties.

In July, 1918, a coil stamp appeared perf. 12 x Imperf. 1c Green which had also two holes, $4\frac{1}{2}$ mm. in diameter, and 7 mm. apart. It is stated that these were used for two days only in the Toronto General Post Office as an experiment. It was not regarded as a success, and its use was discontinued.

In 1926, pairs of the 1c. Yellow, 2c Green, and 3c Red, appeared Imperf. x 8. These came from a very small number of uncut coil sheets which in some manner came into the hands of the public. Ottawa made an attempt to discount the value of these at once by issuing the 1c and 2c in quantities, but apparently the 3c plate was not available, as this value was not re-issued. The re-issue, however, was on thinner paper so that, instead of discounting these coil pairs, their status, especially that of the 3c, was considerably improved.

In 1931, the 3c Red appeared Perf. 12 x 8. This was, apparently due to the same cause as the 1916, ITC Carmine, 12 x 8, that is a temporary shortage of regular 3c sheet stamps. The printer using sheets of stamps prepared for use as coils but not yet cut, perforating them 12 horizontally, and releasing them as regular sheets.

The 1930-31 issue of coil stamps has numerous points of interest, such as the "Bad-eye" variety on various of the 2c stamps, and also due to the fact that a change of printing methods occurred. Up to this time the coils were linked together with a small tab which was perforated, and is found adhering to the underside of a

stamp.

These "Joints" are no longer found but we now have a guide line appearing between every 24 stamps.

This guide line did not appear in the 1935 coils, and other changes took place at this time. The "hidden dates" appeared with the 1935 regular issue, and have continued up to now. Printing methods also were changed and the following comment from the "Western Stamp Collector" by F. Walter Pollock is of interest.

"Canadian coil stamps, as produced by the Canadian Bank Note Company since 1935, are printed from plates which are curved, but not to form a complete cylinder; therefore, after each revolution of the press, the web of stamp paper must be drawn back to compensate for the open space between the two edges of the plate, as coil stamps must run with no margins or gutters greater than the normal spacing of adjacent stamps. Obviously, when the paper is drawn back, it may shift ever so slightly, so that the next impression does not align perfectly with the previous impression—and thus the faulty horizontal alignment is accounted for.

Stamps are, of course, printed under terrific pressure, and as a matter of fact, the dry process used in Canada requires about twice the pressure which, in this country (U.S.A.), is used to print stamps on dampened paper. The pressure must be released when the web is drawn back; when reapplied, the paper may "creep" or surplus ink may squeeze out of the engraved lines of the plate, thus causing malformation or defective printing of the left frame-line.

Also, when the web is drawn back, it is extremely difficult to maintain spacing between one impression and the next, as accurately as between two subjects entered consecutively on the plate, and thus, variations in the measurement of the spacing have been observed, running from two to six mms.

As a matter of fact, this variety, in one or more of its aspects, is the only clue to the break-down of a long coil strip, to allocate a particular stamp to its position on the plate (each plate is 25 subjects long horizontally) as there are no joint lines to

be found on Canadian coils of the last 18

years."

There have been more than one method of linking the coil stamps. The "joints" of the earlier issues; continuous printing with the guide lines; and since then "patch ups" can be found. This simply being an extra piece of paper joining either a break or two sheets of paper, the extra piece of paper being irregular on its sides.

From 1938 the coil stamps have strips of colored paper at one end to enable easy feeding into the machine. At the present time the coil stamps of Canada come in rolls of five hundred stamps; at each end is a series of blank perforated tabs, the outside one colored, the inner, white. In some cases, the tabs are a different perforation to the stamps.

Except for a reference to the early booklets, I have not gone back beyond the year 1912 in this review. I have a few stamps from earlier periods that show straight edges, but as far as the small cents issue is cornered I think that only the half cent could show any. They were printed in two pairs of 100 each, separated by a space of 11 mm. All the other values were printed in sheets of 100 (Montreal) or 200 (Ottawa).

Although Imperforate stamps of necessity have straight edges, they do not belong with a range of this review. The 3 values which appeared in 1924 are included in this collection.

Another development of which this type of collection is possible concerns the outer margin of the sheet. Here we run into plate blocks, marginal imprints, the engine turning which was once a feature of the margins, and the later deckle edges, and the guide arrows.

Special Delivery and Postage Due stamps also occur with straight edges, as well as some of the Air Mails.

In building up this collection I found it to be an expensive way of maintaining an active interest in Canadian stamps. The pages gave me many color varieties, and they helped me realize how varieties could be faked. They aided me in learning more about the methods employed in printing Canadian stamps, and collectable varieties occur in this group that are not to be found in sheet stamps. Most important, probably, I have had a lot of fun doing it.

THE CANADIAN PHILATELIC SOCIETY (Incorporated)

The 26th Annual Convention and Exhibition was held at Kitchener, Ont., on April 22-24, 1954. The President, Mr. L. M. Lamouroux, who presided and was re-elected President for a further year, thanked the Kitchener-Waterloo Philatelic Society who acted as hosts for their excellent arrangements. Remarkable progress was reported in the activities of the Society, the sales department having practically doubled its sales over the past two years, the library more than doubled its issues over the last year, Chapters throughout Canada had in-

creased to 31, and the Society's journal, 'The Canadian Philatelist', had been put on a monthly basis and shown a steady improvement in its form and contents.

In addition to the re-election of the President, the meeting elected as first, second and third Vice-presidents respectively Miss Hanselman (Brantford), Mr. Christensen (Montreal) and Mr. Patrick (Toronto). Mr. Fred Green (Toronto) was re-elected Secretary-Treasurer, Mr. C. Woodhead, Sales Manager, Mr. Herbert Buckland, Librarian, and Mr. Phil Miller,

Editor of the Canadian Philatelist. Six other Directors were also appointed.

The exhibition, held in the old Post Office building in Kitchener, was well attended, and included over 200 frames of a wide variety of material. Much of it was, of course, not Canadian, as the Society is one of Canadian collectors and not of specialists in the stamps of Canada (although it contains many of these), and the Brisley Trophy, the Premier Award, went to Nick Lagios (Montreal) for an exhibit of early Greece. The Canadian Post Office put in an official exhibit of two

frames of DIE PROOFS before HARDENING of the recently issued Animal stamps and of the Elizabethan stamps due for issue on the 10th June.

It was announced that the next Convention of the Society would be in Montreal in April 1955, the Union Philatelique de Montreal acting as hosts, and that an invitation for 1956 from the Windsor Y Stamp Club had been accepted by the Directors of the Society.

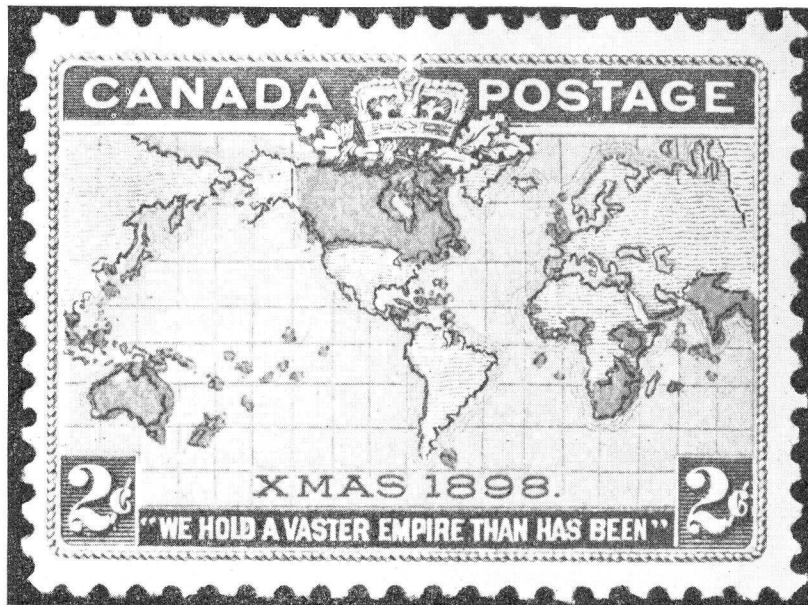
We are obliged to Mr. A. H. Christensen for this report.

THE CANADIAN 2 CENTS MAP STAMP OF 1898 (continued)

By F. TOMLINSON (74)

PART II

The first essential to the further study of this stamp is a detailed knowledge of the image of the stamp itself, so that the regular features are constantly born in mind and so that any differences between one copy and another become readily apparent. This, of course, is the whole basis of any detailed investigation, and it has repeatedly amazed the writer that this obvious necessity is so frequently not realised by the casual collector. The question that is so frequently put—"What are you looking for?" indicates so often the common approach of looking for specific known things, and not the proper approach of looking for anything different from the constant design. Having found a divergence from the basic design one may, of course, make a rapid hunt for a confirmatory copy, but the fundamental basis of approach must always be a careful examination of as many copies as possible for any differences from what has been established as the normal stamp.



To return to the Map stamp itself, it is not necessary for me to put down the salient features of the design—these are readily apparent to any more than a casual glance. There are, however, certain features which I find are often

marked in the collections I have inspected, and even in dealers' stock books, as varieties, but which do in fact appear on all normal copies. Sometimes the tone of the ink, wear on the plate, postmarking of the copy, or similar happenings may operate to obscure or apparently alter these features, but they are standard to all normal copies of the stamp. I will list them under the areas of the stamp wherein they may be found.

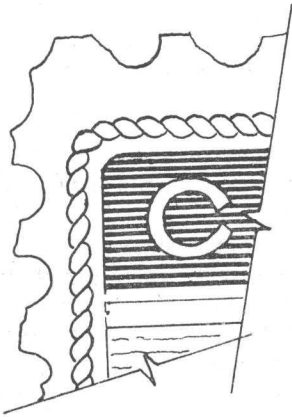


Fig. 1

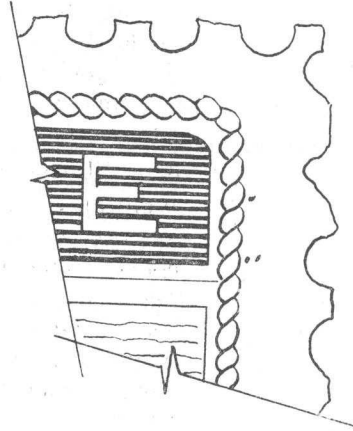


Fig. 2

(a) Space between "CANADA POSTAGE" and the top of the map. (Figs 1 and 2).

1. At the left, there is a very weak inner frame line upwards from the top of the map at the corner nearly as far as the horizontal line which divides this space.
2. There appears to be a guide dot on this short weak inner frame line.
3. At the right, there is no inner frame line at all for this position.
4. The horizontal line extends, at the left, barely to the position of the inner frame line.
5. The horizontal line extends at the right almost to the cable surrounding the stamp.




Fig. 3




Fig. 4

(b) The numeral boxes in the lower corners. (Figs 3 and 4).

6. The gutter around these, on the inner side, as regards the left numeral box is closed at the top and open at the bottom.
 7. Around the right numeral box the position is reversed: the gutter is open at the top and closed at the bottom.
 8. The left numeral box, on the side opposite to the gutter, is bounded by a firm inner frame line closing the background lines of the box.
 9. The right numeral box, on the side opposite to the gutter, has no frame line and has quite an uneven finish to the background lines.
- (c) Latitude and Longitude markings.
10. Whilst these are only strikingly apparent across the oceans, they nevertheless exist elsewhere, particularly on China. They should not be confused with guide lines.
 11. The tropics of Cancer and Capricorn are also shown as dotted lines, mainly across the oceans and never very clearly anywhere. Again these should not be taken for anything else. One some stamps a guide line in the centre of the stamp does follow pretty closely to the northern tropic (of Cancer), e.g. stamps 93 to 97 of Plate 1.
- (d) Right vertical cable.
12. A constant dot appears outside the right cable, opposite the middle bar of "E" of "POSTAGE." (Fig. 2).
 13. One or two fine dots also appear, outside the cable and immediately below the above dot, slightly lower than the base of the "E." (Fig. 2).
 14. Three vertical marks appear, between the cable and the right numeral box, in the extreme lower right corner. (Fig. 4).
- (e) Other markings.
15. In the left cable, the second twist below the top of the left numeral box shows a heavy diagonal mark. (Fig. 3).




Fig. 5

16. The cross on the crown at the top of the stamp has a slight split on the lower left diagonal marking as it moves towards the centre of the crown. (Fig. 5).

(f) Almost constant markings.

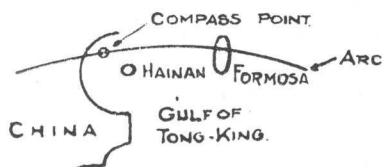


Fig. 6




Fig. 7

17. The compass dot in the Gulf of Tonking and the compass are in this locality are common to considerably more than half of the stamps. It is believed that they vary, and it is possible that no two are exactly alike, but the mere existence of these markings does not, of itself, make a stamp remarkable.

The first sixteen markings listed above are common to all stamps whether of Plates 1, 2, 3 or 5, and would therefore appear to belong to the impression on the transfer roll. We are authoritatively informed that there were four impressions on that roll; it is inconceivable that each of these had the same peculiarities as listed unless they were inherited from the Die. As I have not seen any die-proofs I cannot be authoritative myself on this point, but I suggest the Die would be most unlikely to carry these features. If it did, it was far below the normal standard of reasonable perfection. It is suggested as most likely that these characteristics came from the transfer roll, and that presumably only one image on that roll was ever used.

Whilst it is possible to lay down the constant features of the plates for the black printings, the plates used for the red printings are not so easily dealt with. Each stamp of the four black plates bears the features named, unless it is one which has been tampered with, e.g., re-entered, re-touched or damaged. The two plates used for the red printings do not show such constancy. The typographic process of printing is not such a perfectionist process, and the red printing plate used for printing Plates 1, 2 and 3 was not laid down with nearly such care, similarity of image, or precision as the black plates were. The plate used for the red printing applied to Plate 5 was made more carefully. Even so, it leaves much to be desired by line-engraved plate standards.

A careful examination of some thousands of copies of the stamp has confirmed me in my opinion that too much reliance should not be placed upon minor differences in the red printing. In other words, these cannot be relied upon completely. I have found it necessary, generally speaking, to prove the same characteristics at least three times to the same position before accepting it as constant—even then I have been mistaken and found stamps of the same position not complying at a later stage. I will be recording the principal varieties of the red printing of Plates 1, 2 and 3 in a later part of this study. There are many which are clearly constant, and these can be used to identify without question a particular position on the plate. Where, however, the difference is minor, e.g., a small extra island which might always be some foreign matter on the plate, these little differences should only be used to con-

firm other features which allow the locating of the position. There are 58 varieties of this kind in the red printings of the first red plate—the difficulty of relating the constant features will now become apparent!

The principal islands in the Pacific Ocean, however, are intended to be set out as follows:—




Fig 8

The numbering of the positions allows the location of any extra markings to be recited by reference to the standard positions. Please remember, however, that any extra bit of colour is not of necessity an extra island, but may be just a splash of ink on the paper!

I have not yet sufficient material to enable me to express my findings as regards the second red plate, apparently used only for the red printings applied to stamps from black plate 5. This red plate was made more carefully; it nevertheless has its varieties, possibly not in the same quantity. The same basic intention as to the set-out of the principal islands in the Pacific applies.

One of the main difficulties of the red printings is that they change materially as the plates become worn. Much more is this so than in the case of the black printings. There is in fact some doubt in my mind as to whether there was not a third red plate, used for a short time only in connection with black printings from Plate 1. Until, however, a major piece turns up carrying the positions with the differences I have noted and also one of the positions of clearly constant difference, e.g. 46 or similar, then this point cannot be resolved.

As regards the plates used for the printings, in blue, green or lavender, of the sea, no constant features or differences have been noted. A more critical examination of this part of the printing may have to be made at a later stage. Colonel Adams comments on the careless making of the plate used for printing the sea in conjunction with black plate 5, and states that on a number of stamps South America is coloured blue-green or lavender. His general statements on the colour printings are well worth reproducing:—

“The coloured parts of the stamps vary considerably, and the details are different from every stamp on the plate. Further, any particular

stamp does not always appear the same, but varies on account of the age of the plate and the amount of ink used. These variations make the identification of individual stamps which go to make up a plate very difficult. It appears that the lithographic stones were prepared by transfers from one stamp to another, and in many cases a variety appears in alternate stamps. This leads one to suppose that the stone was first prepared for alternate stamps and the spaces were filled in afterwards. Alternatively, the transfers may have been made in pairs or, what is more probable, blocks of four. In any case, the stones were re-touched during the process, and varieties therefore occur throughout. The large blocks of colour for the sea and for Canada and Australia were apparently drawn by a series of vertical lines, and when insufficient ink is used in printing, these lines are visible. If the stamps are soaked in water, much of the colour is removed."

NOTE.—Colonel Adams' references to stones should now, of course, read typograph plates.

CLIPPINGS FROM B.N.A. MAGAZINES

Contributed by R. J. DUNCAN (94)

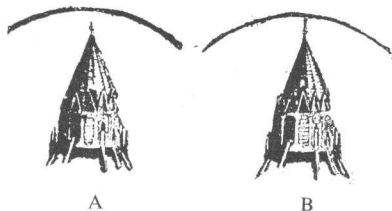
5. CANADA No. 173—LIBRARY OF PARLIAMENT

There may have been some write-ups about this stamp—but if so they have escaped us. And no doubt many others.

So we advise our readers to look up these stamps and study them.

Take a good look at the spire and also the shading between the building and the frame of design.

We have an artist's drawing reproduced below to show the difference in the length of the spire. As you will note on type A the spire does not reach up to the top frame design. On type B it does, and it seems to be type B we must call regular—at least that's the type listed in Scott's Catalog.



The shading on type A between the building and the frame at right is much heavier than on the type B.

The difference is so outstanding that it could be two different printing and design re-engraved. But there is at least one collector here in the City of Trail that has a pair of No. 173, one stamp of "type A," the other stamp of "type B."

Comments on this stamp welcome. Many of our readers are well-qualified, being specialists in B.N.A. stamps. (Collector's Guide—Feb. 20th, 1953).

6. WHITE LINE DISCOVERED ACROSS CORONATION ISSUE

By DOUG PATRICK

Every week the mail brings a new assortment of news, questions and problems. This week the news concerns a variety of the Canadian Coronation stamps which has been found by Mr. A. K. Grimmer, Temiskaming, Quebec.

The variety is an unusual one, and to understand it one must know at least a little about the production of Canada's postage stamps. Canadian stamps are printed from plates that produce sheets consisting of four panes each, and these panes are distinguished by their positions—upper left and right, lower left and right. Mr. Grimmer, who has five panes of the Canadian Coronation stamp, discovered a white line one millimetre wide through the entire seventh row of all five panes. Two panes are from the upper left corner of plate number two, while three panes came from the upper left corner of plate three.



The question arises, where are the other five panes? Since two plates print consecutively, the white strip should appear on the lower left hand panes, too.

Jim Webb, who supplied the news, thinks that these may have been taken out of the stocks as printers' waste when the examiners checked the stamps. He also believes that the variety may have been caused by a faulty inking roller which did not roll the ink on the printing plates in this one mm. strip through both plates two and three.

Finding varieties like this one offers some degree of pleasure because Canadian stamps are so carefully checked at the banknote printing plant in Ottawa. However, among the postage stamps of South Africa and other countries using gravure printing, collectors have difficulty trying to determine which stamps are normal and which are the varieties. In our collection of South Africa stamps, 2 shilling 6 denomination specialized, none of the 300 stamps are precisely identical. (The Globe and Mail, Oct. 10, 1953).

7. PRINTING VARIETIES IN CANADIAN COIL STAMPS

By F. WALTER POLLOCK

One can only be amused by the current rush of articles and "letters to the editor" in recent months, "discovering" the faulty alignments and spacings which are to be found on all Canadian coil stamps issued since the printing contract reverted to the Canadian Bank Note Company on May 1, 1935.

The latest of these articles appears in *Popular Stamps* for March, 1954, and in it the author, C. H. Bayley, writes that "there is little to be gained by increasing the already large volume of speculative writing which has been lavished on this subject."

I quite agree; there is not the slightest reason for writing speculatively, inasmuch as the facts of production which give rise to these varieties have long been known, as the result of explanations from official sources. The facts, too, have long since appeared in print, but have apparently escaped the attention of a new crop of collectors, wherefore this repetition.

During the tenure of the British-American Bank Note Company, 1930-1935, the coil stamps of Canada were produced on the Stickney rotary press, used for most all postage stamp production in the U.S.A. The Canadian Bank Note Company, on the other hand, uses a press of its own devising; while curved plates are fitted to a revolving drum, it is not the "rotary" press to which philately generally refers.

The coil plates, curved to fit the drum, do not form a complete circle or cylinder thereon; there is a gap between the edges of the plate. Now, of course, coil stamps are printed on a continuous web of paper, and if the press was operated as set up, there would be considerable white paper between each plate impression. Therefore, after each revolution of the press, producing one impression from the plate, the pressure or tension on the press is released, and the web of paper is drawn back so that the succeeding impression will follow immediately after the one just completed.

As this adjustment is made by hand, it is obvious that the paper may shift up or down ever so slightly in the drawing-back operation, thus causing some mis-alignment between the last subject of the previous impression, and the first subject of the next. Moreover, it is also obvious that the spacing can not always be made to match exactly, the spacing achieved by mechanical means in laying out the subjects horizontally on the plate itself—so the space between the last subject of one impression and the first of the next, may be more or less than "standard."

It has been frequently noted that the stamp immediately to the right of the faulty alignment or spacing—that is, the first subject of an impression, shows flaws along the left side; frame lines, left numeral, etc. These flaws are the result of this same printing operation—after the drawing-back, the plate must again be brought into contact with the stamp paper, and the heavy pressure required by the dry-printing process reapplied. Slight squeezing or slip-page occurs, producing a blurred effect; this can be readily understood when it is remembered that the paper is backed, not by another roll of steel, but by a soft and compressible felt-covered roller.

Only when we endeavour to answer the question, why the blurred effect does not always appear, do we have to fall back on speculation, or deduction might be the more appropriate word; this probably depends upon whether the felt is new and still "springy," or old and therefore pretty well flattened out.

And I do hope B.N.A. Topics and Maples Leaves will copy.

(Popular Stamps, April 1954).

STAMP GUMS—PAPER PARTITION CHROMATOGRAPHY

The allied articles on this subject, indicating a completely new field of research and method of approach, which appeared in our last issue, have aroused attention in many different philatelic spheres.

In addition, this activity has not passed unnoticed elsewhere, and we set out with pleasure two extracts from the technical Press of the Pharmaceutical profession.

"The versatility of science in its application to apparently unrelated hobbies and interests is well shown in an article contributed to the April issue of 'Maple Leaves,' the journal of the Canadian Philatelic Society of Great Britain, by Mr. A. E. Stephenson (Scottish representative of Thomas Kerfoot & Co., Ltd.). The article, 'An Introduction to the Study of Stamp Gums,' gives a brief description of the arabic and dextrin gums used in the making of postage stamps and mentions the use of chromatography in detecting the different gums. Another article, written by Mr. J. S. Cannell (head of the company's analytical department) explains how the gum is washed off the stamp, hydrolysed, and the sugars so formed identified on a paper chromatogram."—From "The Chemist and Druggist," 22nd May, 1954.

"New Study for Chemist-Philatelists"

"An unusual and, I suspect, little-known application of paper chromatography is its use for the study of gums on postage stamps. This is one of several subjects of interest to stamp collectors referred to in 'Maple Leaves,' the Journal of the Canadian Philatelic Society of Great Britain, of which a recent issue has been lent me by a keen collector. Paper partition chromatography applied to a solution of the gum from a stamp makes it possible to distinguish between arabic gums and dextrin gums. Although, as might be expected, gum arabic is more suitable as a stamp adhesive than dextrin gums, which are hygroscopic and therefore susceptible to the vagaries of climate and storage conditions, many of the stamps of Canada have been backed by dextrin gums. These gums can often be detected by their colour, which varies according to the amount of heat used in making the dextrin. Is the gum applied to the paper before or after printing? Today, apparently all Canadian stamps are printed on paper already gummed, but some thirty years ago the gum was applied after printing. These observations suggest new lines of thought and investigation which philatelists may wish to pursue with regard to stamps of other countries. There are obviously many avenues of interest to the possessor and connoisseur of stamps. Paper, perforations and inks provide themes for study, but surely the identification of the adhesive material by paper chromatography is a novel method of approach."—From "The Pharmaceutical Journal," 22nd May, 1954.

LETTERS TO THE EDITOR

Canada 1859 Cents—10c Black Brown

DEAR SIR,

With reference to the letters of Mr. J. Millar Allen and Mr. W. E. Lea relative to the above stamp as a 'Colour Changeling', in my collection I had five or six copies of this stamp on the **thicker** medium wove paper and two of them were on entires. The colour (?) which described them best was chocolate (not the milk variety).

I am quite certain that none of my copies had been tampered with by any outside agency and that the colour was exactly as first issued by the printers. Hence I agree with Mr. Lea that the stamps were not colour changelings in the fraudulent sense.

In my experience, however, it is quite possible for some colour pigments to be changelings in the non-fraudulent sense. When the colours are mixed to produce the required shade it is possible for one of the colour shades to lose its brilliance when exposed to light, especially sunlight. When this happens, the brilliance of the whole shade deteriorates more or less rapidly, resulting in what I call a non-fraudulent changeling, involving in some cases an appreciable change from the original shade.

An example of this is the 6d Red Purple on thick soft wove paper. Nearly all the copies I have seen come in a rather insipid Pale Red Purple, but I have—very rarely—seen this stamp in a brilliant shade of Red Purple. In my opinion, this stamp is a non-fraudulent changeling owing to colour fad-

ing on exposure to light—but it is in an entirely different category from the 10c Black Brown, as it is merely the fading of the original colour and not a change of colour from Black Brown to Red Purple.

Finally, I had two or three 10 cents in my collection which were almost identical to the true Black Brown of the first printing, but perhaps not quite so black. All of these were on the ordinary medium wove paper of the later printings, quite different from the thicker medium wove paper of (from memory) the first six printings. I have always suspected these as non-fraudulent colour changelings from one of the brown shades of the later printings.

Yours faithfully,

M. A. STUDD (Brigadier) (75)

Essay? S.G. 264 Overprint

DEAR MR TOMLINSON,

Further to my previous letter (April Maple Leaves), I have now discovered what appears to be the whole story in Boggs—on page 384 of Volume I. It is an Essay.

Here is what Boggs says:—“ . . . The King's Printer essayed three types of surcharge, viz.:

‘ 2 cents ’—Sans-serif caps. 5 mm high, black.

‘ 2 cents ’—Sans-serif caps. 3 mm high, black.

Both black, occurring in alternate rows.

‘ 2 cents ’—Sans-serif caps. 3 mm high, orange.”

Boggs also illustrates a vertical pair of the two types set-tenant in black. That seems to tie it all up.

Yours sincerely,

F. E. M. BETTS (104).

8c. Small Queen

DEAR MR TOMLINSON,

On pages 42 and 43 of his book ‘Canadian Stamps’, Patrick Hamilton says “Stamps from the first, August 1893 issue, in Bluish Grey, come from a different die than the others.”

I understand that Boggs tells us that there were two plates, each of 200 subjects (20 x 10) but makes no reference to there being two dies. There is also a reference by Mr. Hamilton to a re-entry on the stamps of Die 2.

I have found no reference elsewhere to either this variety or the second die. Can any reader supply any information to help me identify either the dies or the variety?

Yours sincerely,

E. W. TILLEY. (464)

OUR SECRETARY REPORTS

Upon this occasion it is not necessary for me to search through my dictionary of quotations in order to find something to inspire some cogent thought with which to regale you. There is so much to report.

Firstly, I need hardly remind you all that one coming event now occupies an important position in the minds of your office-bearers, and that is the Annual Convention. This number of “Maple Leaves” will be the last before the Convention, and so I draw your attention to the notice regarding nominations which appears in this number, and also appeared in the April number. The A.G.M. is your annual opportunity of expressing your opinion of the way in which the Society conducts its business on your behalf, and I am sure that I express the views of my colleagues when I say that we shall be pleased to entertain your views on any subject, whether you are able to attend the Convention and express them personally, or being unable to do so, you wish to commit them to paper.

Our President, Mr. Wm. C. Hinde, has appointed a Fellowship Sub-Committee under the authority conferred upon him by the Rules Governing the Award of Fellowships. This Sub-Committee is to consist of three senior Fellows, namely, Messrs. J. C. Cartwright, R. W. T. Lees Jones and A. E. Stephenson.

At the A.G.M. it is intended to ask for an amendment to the Rules of the Society. The rule affected is Rule 12, which it is proposed to amend to read as follows:—

“Candidates for admission as Members must be eighteen years of age or over, and should be proposed and seconded by Members of the

Society. However, a Member may sponsor the application of one junior Member at a time, and whilst that junior Member is under 21 years of age may not sponsor another. Junior members will not be allowed to receive the Exchange Packet until they attain adult status, when they may apply to receive it."

Very considerable progress has been made in terms of membership since the last report.

Last total, reported in the April issue	...	512	
New Members	20
Resignations	1
Deaths	2
New Total	529

It is very gratifying to note that a large proportion of these new members are Canadians.

For the benefit of any member to whom it may be of interest, I have now had a private telephone installed in my home, and my telephone number is Chiswick 5614. Please do not hesitate to contact me by that means if it is convenient to you to do so.

PHILIP MARSDEN.

AMENDMENTS TO MEMBERSHIP

NEW MEMBERS

714	GOWERS, Herbert H., 17, Turketel Road, Folkestone, Kent.	C.V.
715	WALTERS, Edwin P. F., The Dormy House, Ripon, Yorks.	C.
716	ANDERSON, Robert B., Royal Bank Buildings, Jedburgh, Roxburghshire.	C.E.—CGC
717	ROBERTSON, Alan W., M.B.E., "Ranworth," St. Lawrence Dr., Eastcote, Middlesex.	PH. esp. maritime.
718	ANDREWS, Harold V., 33, Haddon St., Toronto 12, Ont.	
719	DIGNAN, Alan, Q.C., 459, St. Clarens Ave., Toronto 4, Ont.	C.
720	MILLER, Dr. James H., 32, Kingslynn Rd., Toronto 18, Ont.	C.
721	PELLETIER, Narcisse, 34, Blandford St., Toronto 10, Ont.	C.N.
722	SMART, J. D., 583, Mary Street, Oshawa, Ontario.	CR—CL, Maritime.
723	DAVENPORT, Les. A., 230, Lonsmount Dr., Toronto 10, Ont.	
724	KITCHEN, John M., Route 6, Woodstock, Ontario.	
725	CHAPLIN, Charles J., Box 30, Almonte, Ontario.	
726	HOLLANDS, Hedley J., 18, Dorset Dr., Edgware, Middlesex.	C.V.P.
727	HINDE, H. E. W., 20, High Row, Darlington, Durham.	C.
728	DUCHEN, Raymond B., 1, Mentone Court, Riviera Rd., Kellameg, Johannesburg, South Africa.	
729	CHUDLEY, Frederick J., 44, North Street, Exeter, Devon.	C.
730	RODGERS, Dr. Robert Ewing, 56, Wildwood Rd., London, N.W.11.	C.
731	SMITH, Trafont C., 2756, Mortenson Blvd., Berkley, Mich., U.S.A.	CL.—CGC, V.P.
732	LUKOW, Stanley, 472, McKenzie St., Winnipeg, Manitoba.	CR.—CS.
733	BAIN, Rev. John S., 4530, Custis Ave., Sacramento 18, Calif., U.S.A.	C. CG. BS. PH. 1898 Map.

CHANGES OF ADDRESS

274	BREWER, James W., "Downview," The Ridgeway, Southborough, Kent.
550	BROWN, H. H., 21, Roseland Gardens, Highfield, Southampton.
169	CHRISTENSEN, A. H., The Linton Apt. 47, 1509 Sherbrooke St West, Montreal 25, Que., Canada.
582	GARDNER, Daniel, 56, Grant Street, Helensburgh, Dumbartonshire.
381	HARRIS, Dr. H. C. A., 1, Penrhyn Avenue, Casham, Hants.
347	PAINE, H. L., 27, Bevdale Rd., Willowdale, Ontario, Canada.
626	TONKIN, R. J., 285, Willoughby Road, Naremburn, N.S.W., Australia.
611	WHITEHEAD, Dr. A., 52, Havelock St., Amherst, N.S., Canada.

CORRECTION

436	ALLISON, Russell—House number should read 2259.
-----	---

RESIGNATION

665	POWELL, D. C.
-----	---------------

DEATHS

650	RICHARDS, Reginald Albert, on the 16th December, 1953.
86	HORNAL, Charles, about 26th April, 1954.
	Previous Total 512. Net Change + 17. New Total 529.

BRITISH NORTH AMERICA



Choice Collections and Single Rarities at Auction or by Private Treaty

Many of our clients are B.N.A. collectors and specialists and through our catalogues are able to obtain the many fine properties which come up for auction at the Bond Street Auctions. If not on our mailing list why not write for a subscription form. Reduced rates are available for B.N.A. collectors, and these include Prices Realised. New Season's Sales commence Monday, September 13th. Single rarities and choice collections are also available through our Private Treaty Service. Full particulars of current offers on request.

H. R. HARMER, LTD.

INTERNATIONAL STAMP AUCTIONEERS

41, NEW BOND ST., LONDON, W.1.

And at
New York

Telephone - - MAYfair 0218

And at
Sydney

YOU CAN COLLECT STAMPS WITHOUT . . .

Stamp
Collecting

WEEKLY

BUT IT ISN'T NEARLY SO MUCH FUN AS WITH IT!

FIRST WITH THE NEWS

6d. a week from any newsagent, 15/- 6 months or 30/- per annum post free. Send for a free specimen copy to—

STAMP COLLECTING

42 MAIDEN LANE :: :: LONDON, W.C.2

TEmple Bar 2684 and 7814

IF IT'S CANADA

YOU REQUIRE

then it's

NORMAN TODD

P.T.S., C.P.S.

HAPPISBURGH

NORFOLK

to whom you should write for

**Fine quality,
Pleasant service,
Fair Prices, and,
last but NOT least,
the monthly
Canadian NEWS Letter**

**Have you seen
THE NEW LOOK
of
B.N.A. Topics**

**The Monthly Journal of
B.N.A.P.S.**

• • •

Membership of B.N.A.P.S.
is worth your enquiry

• • •

Write to

GORDON LEWIS (Editor)
Box 74, Brampton, Ont., Canada

or to

JACK LEVINE (Secretary)
**74, Arlington Ave., Brooklyn 7,
N.Y., U.S.A.**

INSURANCE

Comprehensive Householders' Policies exclude private Stamp Collections, and it is because of this that our special "All Risks" Policy for Stamp Collectors was created and is in such demand.

PHILATELIC INSURANCES LTD.

Stamp Insurance Brokers

**CENTURY HOUSE
75-77 COLMORE ROW
BIRMINGHAM 3**

Telephone No. : Central 3002 (3 lines)

WANTED . . .

**EARLY COVERS, POST-
MARKS and UNUSUAL
CANADIAN ITEMS.**

Also require British Colonial
Covers and Postmarks prior to
1910.

For my own collection, anything
of interest in Siam.

★

W. L. FRESHWATER
**The Old Parsonage, Frilsham,
Hermitage, Newbury,
Berkshire**

Telephone: Yattendon 275

G. P. D. VESSEY

LIMITED

*FEEL CONFIDENT THAT THEY CAN
SUPPLY TO SERIOUS COLLECTORS
ITEMS OF THEIR OWN CHOICE*

in the

CLASSIC ISSUES OF CANADA

IN VERY FINE CONDITION

Communications to :

G. P. D. VESSEY, LTD.

ESTABLISHED 1930


**BANK HOUSE
WHITSTABLE, KENT**

'Phone : 2803

AN ESSENTIAL
ON
EVERY BOOKSHELF

MAPLE LEAVES

VOLUMES 1 - 4



Have you—completed your set?
—bought Volume One and Index?
—had them bound?

Back Numbers 2/- and 2/6 each. Volume One, 5/-
Index to Volumes 1-4 inclusive, 6d.

•••••

All from the Editor.

F. TOMLINSON, Coombe Leigh, Chestfield Road, Whitstable

Small Advertisements

MAP STAMPS.—There are still a lot of members who haven't let me look over what they have. This service is to **TELL YOU WHAT YOU'VE GOT** and lets me check my theories. Even members who have only a dozen used copies have often found something of value there when it has been pointed out. Please let me look through yours, or offer me for sale if you have any to spare. Tomlinson, Chestfield, Whitstable.

GOING AWAY?—Let the Packet Secretary know of your period of absence. A postcard will do—as far in advance as possible, please—to the officer who gets no holidays from being Packet Secretary, O. A. Fraser, 85, Fonthill Road, Aberdeen.

BACK NUMBERS.—Get any you want now as complete sets of Maple Leaves are going to be scarce and nearly priceless in a little while. A complete bound and indexed set of Maple Leaves will command a fancy price in the auction room—have you ever seen one? The Editor has a small stock of most issues.

VOLUME ONE. 5/-, post free. Index to Volumes 1-4, 6d, postage 1½d if ordered alone. Send to the Editor, F. Tomlinson, Coombe Leigh, Chestfield Road, Whitstable.

MAPLE LEAVES

*Official Journal of the Canadian
Philatelic Society of Great
Britain*

Subscription : 10/- per annum

(due annually on 1st October)

★★★★★

ADVERTISING RATES

(each Number)

FULL PAGE	£2 15 0
HALF PAGE... ..	£1 10 0
QUARTER PAGE ...	17 6
ONE EIGHTH PAGE	10 0

★★★★★

*Copy must be received by the Editor
not later than 7th of month preceding
publication.*

THE CANADIAN PHILATELIC SOCIETY OF GREAT BRITAIN

1953 - 1954

President : WILLIAM C. HINDE, 20, Southdown Crescent,
Cheadle Hulme, Cheshire.

Secretary : PHILIP MARSDEN, 164, St. Albans Avenue, London, W.4.

Treasurer : J. P. MACASKIE, 23 Thornhill Avenue, Lindley, Huddersfield

Librarian : E. T. E. LLOYD, 43 Albany Mansions, Albert Bridge Road,
London, S.W. 11.

Exchange Secretary : O. A. FRASER, 85 Fonthill Road, Aberdeen.

Editor of Journal : FREDERICK TOMLINSON, Coombe Leigh,
Chestfield Road, Whitstable, Kent.

CANADA



Just one example of the many interesting cancellations we have in stock. We are particularly anxious to purchase early Canadian issues in fine condition, also cork cancellations, T.P.O.s and any out-of-the-way postmark material.

LARGE CENTS

WITH 2 RING NUMERAL CANCELLATIONS

1c. yellow		2c green		3c. green	
1	60/-	3	30/-	3	27/6
3	40/-	4	40/-	5	25/-
4	40/-	6	45/-	6	30/-
7	60/-	10	50/-	7	30/-

S.G. 80c. 1c. bright yellow in a mint block of four, printed both sides and showing part of marginal inscription. This stamp is catalogued at £80 for a single copy, and the block of four we offer shows a portion of the printing on the reverse of each of the four stamps. The mint block of four **£80**

In the July issue of the STRAND STAMP JOURNAL there are to be found offers of many rare stamps in fine condition, such as:—

NOVA SCOTIA

1851. 1/- purple (S.G.8). A superb used copy of this very rare stamp with large margins all round and of very fresh and deep colour. A copy for the connoisseur **£150**

There are also articles of interest to all collectors. **Send your subscription now—10/- per annum. Sample copy 1/-**

H. E. WINGFIELD & CO.

392, STRAND, LONDON, W.C.2

Telephone : TEMple Bar 2005 and 4136